



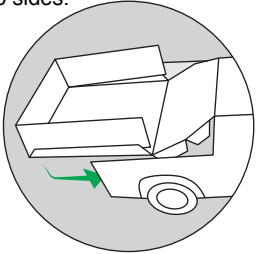


INSTRUCTIONS:

1. Score all dashed lines to make folding easier. Tracing over dashed lines with a ruler and an empty ball-point pen works well.
2. Cut out. 
3. Fold along all dashed lines.
MOUNTAIN FOLD - - - - -
VALLEY FOLD 
4. Glue tabs and assemble. 

Glue truck bed to sides.



**NEW
ROADS**
MAGAZINE

**PAPERCRAFT
DREAM GARAGE:**

**2020 Silverado
Northsky Blue Metallic**

When you're done building your dream Silverado, be sure to snap a photo for your social feed and tag it with **#ChevyLove**.

